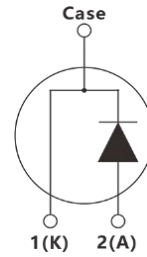


**Silicon Carbide Schottky Diode**

Parameter	Value	Unit
$V_{RRM}$	650	V
$I_F$	8	A
$Q_C$	33	nC



TO-220F-2L

**Features**

- Zero reverse recovery current
- Zero forward recovery voltage
- Temperature independent switching behavior
- High temperature operation
- High frequency operation

**Applications**

- Switched-Mode Power Supply
- Power Factor Correction
- Uninterruptible Power Supply
- Boost Converter

**Maximum Ratings** (at  $T_J=25^\circ\text{C}$  unless otherwise specified)

Parameter	Symbol	Value	Unit
Repetitive Peak Reverse Voltage	$V_{RRM}$	650	V
Surge Peak Reverse Voltage	$V_{RSM}$	650	V
Continuous Forward Current $T_C = 25^\circ\text{C}$ $T_C = 140^\circ\text{C}$	$I_F$	23 8	A
Non-Repetitive Forward Surge Current $T_C = 25^\circ\text{C}, t_p = 10\text{ms}, \text{Half Sine Pulse}$	$I_{FSM}$	60	A
Power dissipation $T_C = 25^\circ\text{C}, T_J = 175^\circ\text{C}$	$P_{tot}$	42	W
Operating junction Range	$T_J$	-55 to +175	$^\circ\text{C}$
Storage temperature Range	$T_{stg}$	-55 to +175	$^\circ\text{C}$

### Thermal Characteristics

Parameter	Symbol	Typ.	Unit
Thermal resistance, junction – case.	$R_{thJC}$	3.6	$^{\circ}C/W$

### Electrical Characteristics (at $T_J=25^{\circ}C$ unless otherwise specified)

Parameter	Symbol	Test Conditions	Min	Typ	Max	Unit
DC Blocking Voltage	$V_{DC}$		650			V
Instantaneous forward voltage per leg	$V_F$	$I_F=8A, T_J=25^{\circ}C$ $I_F=8A, T_J=175^{\circ}C$		1.25 1.31	1.56	V
Reverse current per leg	$I_R$	$V_R=650V, T_J=25^{\circ}C$ $V_R=650V, T_J=175^{\circ}C$			50 200	$\mu A$
Total Capacitance	C	$T_J=25^{\circ}C$ $V_R=1V, f=1MHz$ $V_R=650V, f=1MHz$		405 33		pF
Total Capacitive Charge	$Q_C$	$V_R=650V, T_J=25^{\circ}C$		33		nC

### Typical Characteristics

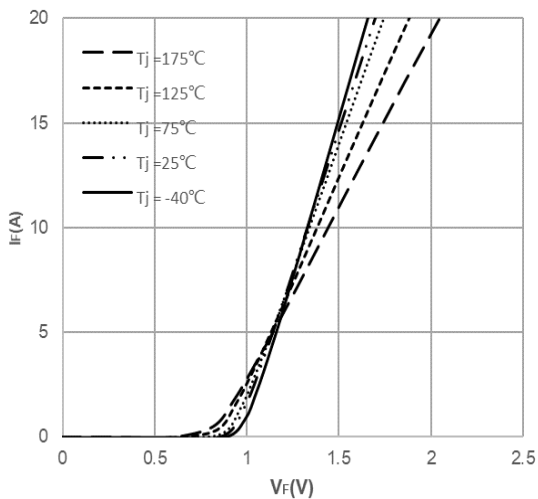


Fig1. Forward Characteristics

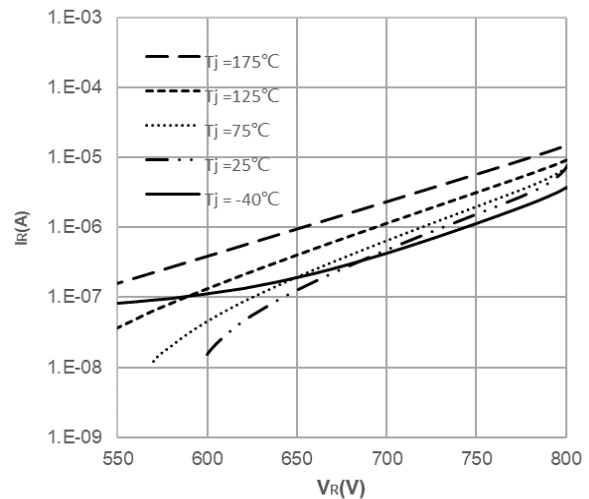


Fig2. Reverse Characteristics

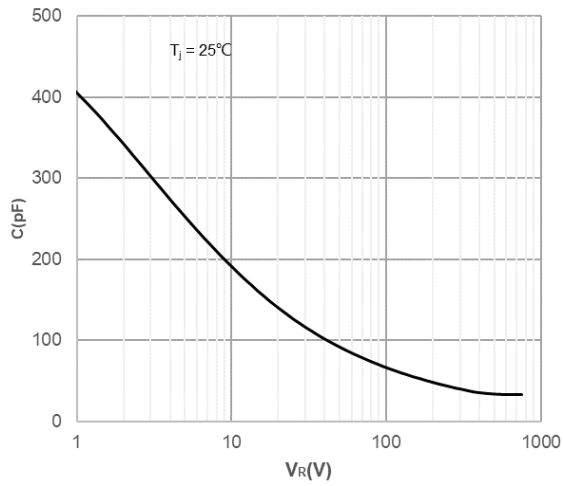


Fig3. Capacitance vs. Reverse Voltage

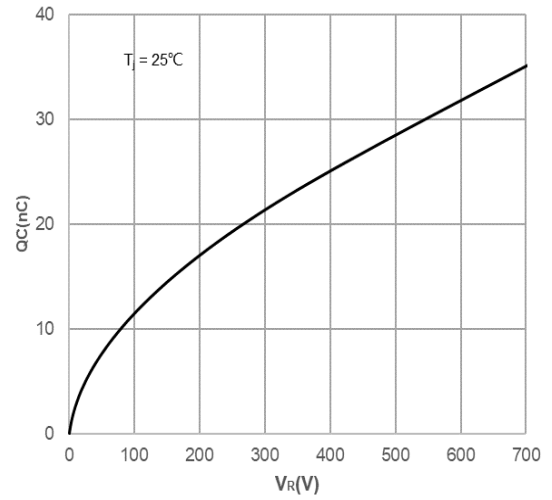
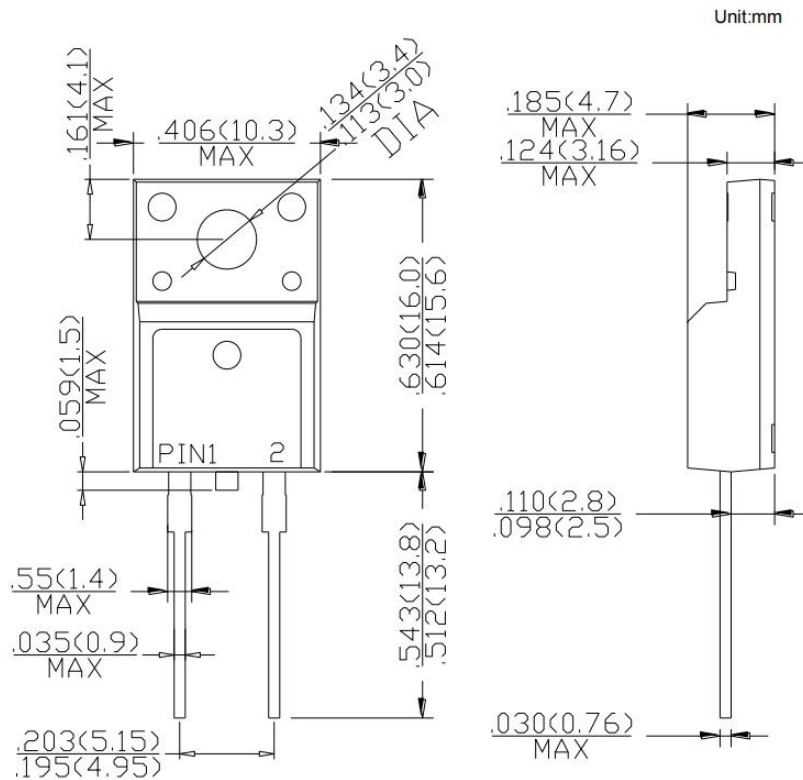


Fig4. Recovery Charge vs. Reverse Voltage

**Package Outlines(Unit:mm)**

**TO-220F-2L**



**\*Important Usage Information and Disclaimer**

The specifications of Zhuhai Hypersemi Co., Ltd. products are not guarantees of product characteristics. They reflect typical performance expected in standard applications, which may vary with specific uses. Users must conduct prior testing for their applications and make necessary adjustments. Users are responsible for the safety of applications utilizing our products and must implement adequate safety measures to prevent physical injury, fire, or other risks in case of product failure. It is the user's duty to ensure that application designs comply with all applicable laws and standards. Our products must not be used in any applications where a product failure could reasonably result in personal injury, unless specifically authorized in a signed document by Zhuhai Hypersemi Co., Ltd.

No representations or warranties are made regarding the accuracy or completeness of this information, including any claims of non-infringement of third-party intellectual property rights. Zhuhai Hypersemi Co., Ltd. assumes no liability for any applications or uses of its products and does not grant any licenses to its intellectual property rights or those of others. We also make no claims regarding non-infringement of third-party intellectual property rights that may arise from applications.

Due to technical requirements, our products may contain hazardous substances. For details, please contact your nearest sales office. This document replaces all previous information and may be updated. We reserve the right to make changes.